

# GTPL Hathway Limited

CIN: L64204GJ2006PLC048908

**Registered Office:** 202, 2<sup>nd</sup> Floor, Sahajanand Shopping Centre,  
Opp. Swaminarayan Temple, Shahibaug, Ahmedabad-380004,  
Gujarat. Phone: 079-25626470 Fax: 079-61400007



Ref. No.: GTPL/SE/2020

October 10, 2020

**BSE Limited**

Phiroze Jeejeebhoy Towers,  
Dalal Street,  
Mumbai 400 001

**National Stock Exchange of India Limited**

Exchange Plaza,  
Plot No. C/1, G Block,  
Bandra Kurla Complex, Bandra (East),  
Mumbai - 400051

Scrip Code: **540602**

Trading Symbol: **GTPL**

Dear Sir/Madam,

**Sub: Outcome of Board Meeting held on October 10, 2020 and Submission of Unaudited Standalone and Consolidated Financial Results for the quarter and half year ended September 30, 2020 as per the SEBI (Listing Obligations and Disclosure Requirements) Regulations, 2015**

In continuation of our letter dated October 3, 2020, we wish to inform you that the Board of Directors of the Company at its meeting held today, commenced at 3:03 p.m. and concluded at 3:56 p.m., has approved the Unaudited Standalone and Consolidated Financial Results for the quarter and half year ended September 30, 2020 as recommended by the Audit Committee.

The Unaudited Standalone and Consolidated Financial Results for the quarter and half year ended September 30, 2020 prepared in terms of Regulation 33 of the SEBI (Listing Obligations and Disclosure Requirements) Regulations, 2015 together with Limited Review Report received from Statutory Auditors are enclosed herewith. The Results are also being uploaded on the Company's website at [www.gtpl.net](http://www.gtpl.net).

You are requested to take the same on records.

Thanking you,

Yours faithfully,

**For GTPL Hathway Limited**

**Hardik Sanghvi**

**Company Secretary & Compliance Officer**

**FCS: 7247**

Encl: As above


**Limited Review Report on Unaudited Consolidated Financial Results**

To,  
Board of Directors of  
GTPL Hathway Limited

- 1 We have reviewed the accompanying statement of unaudited consolidated financial results of GTPL Hathway Limited ('the Company') and its subsidiaries (the Company and its subsidiaries together referred to as 'the Group'), and its share of the net profit/(loss) after tax and total comprehensive income/(loss) of its associates and joint ventures for the quarter ended September 30, 2020 and year-to-date for the period from April 01, 2020 to September 30, 2020 ('the Statement'), being submitted by the Company pursuant to the requirement of Regulation 33 of the SEBI (Listing Obligations and Disclosure Requirements) Regulations, 2015, as amended.
- 2 This Statement, which is the responsibility of the Company's Management and approved by the Company's Board of Directors, has been prepared in accordance with the recognition and measurement principles laid down in Indian Accounting Standard 34 'Interim Financial Reporting' ('Ind AS 34'), prescribed under Section 133 of the Companies Act, 2013, and other accounting principles generally accepted in India. Our responsibility is to express a conclusion on the Statement based on our review.
- 3 We conducted our review of the Statement in accordance with the Standard on Review Engagements ('SRE') 2410 'Review of Interim Financial Information Performed by the Independent Auditor of the Entity', issued by the Institute of Chartered Accountants of India. This standard requires that we plan and perform the review to obtain moderate assurance as to whether the Statement is free of material misstatement. A review of interim financial information consists of making inquiries, primarily of persons responsible for financial and accounting matters, and applying analytical and other review procedures. A review is substantially less in scope than an audit conducted in accordance with Standards on Auditing and consequently does not enable us to obtain assurance that we would become aware of all significant matters that might be identified in an audit. Accordingly, we do not express an audit opinion.

We also performed procedures in accordance with the circular issued by the SEBI under Regulation 33 (8) of the SEBI (Listing Obligations and Disclosure Requirements) Regulations, 2015, as amended, to the extent applicable


- 4 The Statement includes the results of the of the entities mentioned in Annexure A attached herewith.



# Khimji Kunverji & Co LLP

Chartered Accountants

- 5 Based on our review conducted and procedures performed as stated in paragraph 3 above and based on the consideration of the review reports of the other auditors referred to in paragraph 9 below, nothing has come to our attention that causes us to believe that the accompanying Statement prepared in accordance with the recognition and measurement principles laid down in the aforesaid Indian Accounting Standard and other accounting principles generally accepted in India, has not disclosed the information required to be disclosed in terms of Regulation 33 of the SEBI (Listing Obligations and Disclosure Requirements) Regulations, 2015, as amended, including the manner in which it is to be disclosed, or that it contains any material misstatement.
- 6 We draw attention to note no.2 of the unaudited consolidated financial results, which describes that, subsequent to the outbreak of COVID-19 Pandemic & consequential lock down across country, the Group has continued to operate and provide services to its customers, without any significant disruptions or any impact on the revenue. Based on current indicators of future economic conditions, the Group expects to recover the margins of on-going project, carrying amount of the assets & revenue recognised. The further impact of the COVID-19 pandemic, if any, may be different from that estimated as at the date of approval of these financial results and the Group will continue to closely monitor any material changes to future economic conditions. Our conclusion is not modified in respect of this matter.
- 7 We draw attention to note no.3 of the unaudited consolidated financial results, wherein it is stated that, during the year ended March 31, 2019, on account of fire at the warehouse on January 11, 2019, GTPL Broadband Private Limited ('GTPL Broadband') had recognised insurance claim of Rs.123.86 million. GTPL Broadband has yet not received final insurance survey report. The management estimates that the claim amount is fully recoverable. Our conclusion is not modified in respect of this matter.
- 8 We draw attention to note no.4 to the unaudited consolidated financial results wherein it is stated that, With regard to the demand raised by The Department of Telecommunications, Ministry of Communications, Government of India ("DoT") on the Company consisting of Principal amount of Rs.2,286.50 million and interest, penalty and interest on penalty (as of January 15, 2020) of Rs.7,068.90 million towards license fee in respect of the company's Internet Services Provider's License (ISP). During the quarter, the Company has received notice from DoT for making payment of said demand. The Company, in line with the observations made by the Supreme Court in its final order dated June 18, 2020, has made representations to DoT against said notice, which DoT has taken on record. Basis its assessment of the legal position on the matter coupled with observations made by the Supreme Court in its order dated June 18, 2020 in the matter of Union of India v/s AUSPI & Ors. bearing C.A. Nos.6328 – 6399 & based on the opinion of legal experts, the Company is confident that it has good grounds on merit to defend itself in this matter. Accordingly, the Company is of the view that no provision is necessary in respect of the aforesaid matter in the financial results. Our conclusion is not modified in respect of this matter.



# Khimji Kunverji & Co LLP


Chartered Accountants

- 9 We did not review the financial results of sixty six subsidiaries included in the unaudited consolidated financial results, whose financial results reflect total assets of Rs.10,073.76 million as at September 30, 2020, total revenues of Rs.2,260.42 million and Rs.4,286 million, total net profit after tax of Rs.174.51 million and Rs.317.36 million and total comprehensive income of Rs.175.72 million and Rs.318.57 million, for the quarter ended September 30, 2020 and for the period from April 01, 2020 to September 30, 2020 respectively and net cash flows of Rs.(154.32) million for the period from April 01, 2020 to September 30, 2020, as considered in the unaudited consolidated financial results. The unaudited consolidated financial results also includes the Group's share of net (loss) after tax of Rs.(4.34) million and Rs.(4.65) million and total comprehensive (loss) of Rs.(4.34) million and Rs.(4.65) million for the quarter ended September 30, 2020 and for the period from April 01, 2020 to September 30, 2020 respectively, as considered in the unaudited consolidated financial results, in respect of two associates and thirty four joint ventures, whose financial results have not been reviewed by us. These financial results have been reviewed by other auditors whose reports have been furnished to us by the Management and our conclusion on the Statement, in so far as it relates to the amounts and disclosures included in respect of these subsidiaries, associates and joint ventures, is based solely on the reports of the other auditors and the procedures performed by us as stated in paragraph 3 above. Our conclusion is not modified in respect of this matters.
- 10 The unaudited consolidated financial results includes the financial information of two subsidiaries which have not been reviewed by their auditors, whose financial information reflect total assets of Rs.281.17 million as at September 30, 2020, total revenue of Rs.Nil million and Rs.38.65 million, total net (loss) after tax of Rs.(8.17) million and Rs.(8.32) million, total comprehensive (loss) of Rs.(8.17) million and Rs.(8.32) million for the quarter ended September 30, 2020 and for the period from April 01, 2020 to September 30, 2020, as considered in the unaudited consolidated financial results. According to the information and explanations given to us by the Management, these financial information are not material to the Group. Our conclusion is not modified in respect of this matters.

For Khimji Kunverji & Co LLP  
Chartered Accountants  
Firm's Registration No: 105146W/W100621

GAUTAM VELJI SHAH  
Digitally signed by  
GAUTAM VELJI  
SHAH  
Date: 2020.10.10  
15:29:14 +05'30'

**Gautam V Shah**  
Partner  
Membership No. – 117348  
ICAI UDIN: 20117348AAAADP9788  
Mumbai  
October 10, 2020



# Khimji Kunverji & Co LLP


Chartered Accountants

## Annexure A: List of Entities

SN	Name	Relationship
1	GTPL Anjali Cable Network Private Limited	Wholly Owned Subsidiary
2	GTPL Broadband Private Limited (Formerly known as 'GTPL Kutch Network Private Limited')	Wholly Owned Subsidiary
3	GTPL Surat Telelink Private Limited	Wholly Owned Subsidiary
4	GTPL Blue Bell Network Private Limited	Wholly Owned Subsidiary
5	GTPL DCPL Private Limited	Wholly Owned Subsidiary
6	GTPL Deesha Cable net Private Limited	Wholly Owned Subsidiary
7	GTPL Kaizen Infonet Private Limited	Wholly Owned Subsidiary
8	GTPL Meghana Distributors Private Limited	Wholly Owned Subsidiary
9	Scod18 Networking Private Limited	Wholly Owned Subsidiary
10	GTPL Solanki Cable Network Private Limited	Subsidiary
11	GTPL Zigma Vision Private Limited	Subsidiary
12	GTPL Sk Network Private Limited	Subsidiary
13	GTPL Video Badshah Private Limited	Subsidiary
14	GTPL City Channel Private Limited	Wholly Owned Subsidiary
15	GTPL SMC Network Private Limited	Subsidiary
16	GTPL Vidarbha Telelink Private Limited	Wholly Owned Subsidiary
17	GTPL Space City Private Limited	Subsidiary
18	GTPL Vision Services Private Limited	Subsidiary
19	GTPL Narmada Cyberzone Private Limited	Subsidiary
20	GTPL Shivshakti Network Private Limited	Wholly Owned Subsidiary
21	GTPL Link Network Private Limited	Subsidiary
22	GTPL Vvc Network Private Limited	Subsidiary
23	GTPL Parshwa Cable Network Private Limited	Subsidiary
24	GTPL Insight Channel Network Private Limited	Subsidiary
25	GTPL Kolkata Cable & Broadband Pariseva Limited	Subsidiary
26	GTPL Dahod Television Network Private Limited	Subsidiary
27	GTPL Jay Santoshima Network Private Limited	Subsidiary
28	GTPL Sorath Telelink Private Limited	Subsidiary
29	GTPL Shiv Network Private Limited	Subsidiary
30	GTPL-Sharda Cable Network Private Limited	Subsidiary
31	GTPL-Ahmedabad Cable Network Private Limited	Subsidiary
32	DL GTPL Cabnet Private Limited	Subsidiary
33	GTPL V&S Cable Private Limited	Subsidiary
34	GTPL Video Vision Private Limited	Wholly Owned Subsidiary
35	Vaji Communication Private Limited	Subsidiary
36	GTPL Bansidhar Telelink Private Limited	Subsidiary
37	GTPL Junagadh Network Private Limited	Subsidiary
38	GTPL Abhilash Communication Private Limited	Subsidiary
39	Vizianagar Citi Communications Private Limited	Subsidiary

Sunshine Tower, Level 19, Senapati Bapat Marg, Elphinstone Road, Mumbai 400013, India  
T: +91 22 6143 7333 E: info@kcc.in W: www.kcc.in

Suite 52, Bombay Mutual Building, Sir Phirozshah Mehta Road, Fort, Mumbai - 400001, India  
LLPIN- AAP-2267



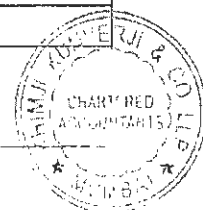
# Khimji Kunverji & Co LLP

Chartered Accountants

SN	Name	Relationship
40	GTPL TV Tiger Private Limited	Wholly Owned Subsidiary
41	GTPL Bariya Television Network	Subsidiary
42	GTPL Bawa Cable	Subsidiary
43	GTPL Jaydeep Cable	Subsidiary
44	GTPL Maa Bhagawati Entertainment	Subsidiary
45	GTPL Narmada Cable Services	Subsidiary
46	GTPL Shiv Cable Vision	Subsidiary
47	GTPL Shree Shani Cable*	Subsidiary
48	GTPL Vraj Cable	Subsidiary
49	GTPL World View Cable	Subsidiary
50	GTPL World Vision	Subsidiary
51	GTPL Leo Vision	Subsidiary
52	GTPL Jyoti Cable	Subsidiary
53	GTPL Sai Vision	Subsidiary
54	GTPL Henish Cable Vision	Subsidiary
55	GTPL Khusboo	Subsidiary
56	GTPL Khambhat Cable Network	Subsidiary
57	GTPL Shreenathji Communication	Subsidiary
58	GTPL Crazy Network	Subsidiary
59	GTPL Sai World Channel	Subsidiary
60	GTPL Swastik Communication	Subsidiary
61	GTPL Tridev Cable Network	Subsidiary
62	GTPL Parth World Vision	Subsidiary
63	GTPL Lucky Video Vision	Subsidiary
64	GTPL Shiv Cable	Subsidiary
65	GTPL Media Entertainment	Subsidiary
66	GTPL Shiv Cable Network	Subsidiary
67	GTPL SK VISION	Subsidiary
68	GTPL Riddhi Digital Private Limited	Joint Venture
69	Airlink Communication	Joint Venture
70	GTPL Anil Cable Services	Joint Venture
71	GTPL Ashok Cable Services	Joint Venture
72	GTPL Gujarat Television Network	Joint Venture
73	GTPL H K Cable	Joint Venture
74	GTPL Krishna Cable Network	Joint Venture
75	GTPL Krishna Cable Service	Joint Venture
76	GTPL M Channel	Joint Venture
77	GTPL Pearl Communication Network	Joint Venture
78	GTPL Pooja Cable Services	Joint Venture
79	GTPL Rainbow Multi Channel	Joint Venture

Sunshine Tower, Level 19, Senapati Bapat Marg, Elphinstone Road, Mumbai 400013, India  
T: +91 22 6143 7333 E: info@kcc.in W: www.kcc.in

Suite 52, Bombay Mutual Building, Sir Phirozshah Mehta Road, Fort, Mumbai - 400001, India  
LLPIN- AAP-2267



# Khimji Kunverji & Co LLP

Chartered Accountants

SN	Name	Relationship
80	GTPL Rainbow Video Vision	Joint Venture
81	GTPL Raj world Vision	Joint Venture
82	GTPL Sab Network	Joint Venture
83	GTPL Sagar Cable Service	Joint Venture
84	GTPL Sai Cable	Joint Venture
85	GTPL Shree Sai Cable Network	Joint Venture
86	GTPL Sky World Vision	Joint Venture
87	GTPL Sky	Joint Venture
88	GTPL Sky Cable	Joint Venture
89	GTPL SP Enterprise	Joint Venture
90	GTPL Valsad Network	Joint Venture
91	GTPL Yak Network	Joint Venture
92	GTPL Space	Joint Venture
93	GTPL So Lucky Cable Network	Joint Venture
94	GTPL City Channel	Joint Venture
95	GTPL SLC CABLE NETWORK	Joint Venture
96	GTPL Om Sai Network LLP	Joint Venture
97	GTPL Rajwadi Network Private Limited	Associate Company
98	Gujarat Television Private Limited	Associate Company
99	GTPL KCBPL Broadband Private Limited	Stepdown Subsidiary
100	DL GTPL Broadband Private Limited	Stepdown Subsidiary
101	Sai Sanket Network	Join Venture of DL GTPL Cabnet Private Limited
102	Sai DL Vision	
103	GTPL Parshwa Shivani Vision	Joint Venture of GTPL Shiv Cable Network
104	GTPL Parshwa Shivani World Vision	
105	GTPL Parshwa Shivshakti World	

\* Partnership firm dissolved w.e.f July 01, 2020



Sunshine Tower, Level 19, Senapati Bapat Marg, Elphinstone Road, Mumbai 400013, India  
T: +91 22 6143 7333 E: info@kkc.in W: www.kkc.in

Suite 52, Bombay Mutual Building, Sir Phirozshah Mehta Road, Fort, Mumbai - 400001, India  
LLPIN- AAP-2267



**GTPL HATHWAY LIMITED**

Registered Office : 202, 2nd Floor, Sahajanand Shopping Centre,

Opp. Swaminarayan Temple, Shahibaug, Ahmedabad - 380 004.

Tel: 91-079-25626470 Fax: 91-079-61400007

CIN : L64204GJ2006PLC048908

Website: www.gtpl.net; E-mail: info@gtpl.net

**STATEMENT OF UNAUDITED CONSOLIDATED FINANCIAL RESULTS FOR THE QUARTER AND HALF YEAR ENDED SEPTEMBER 30, 2020**

(Rs. In Million)

Particulars	Quarter Ended			Half Year Ended		Year Ended
	September 30, 2020	June 30, 2020	September 30, 2019	September 30, 2020	September 30, 2019	March 31, 2020
	Unaudited	Unaudited	Unaudited	Unaudited	Unaudited	Audited
<b>1. Income</b>						
a. Revenue from Operations	5,756.37	4,954.62	6,196.94	10,710.99	10,669.18	23,840.84
b. Other Income	90.69	65.35	73.64	156.04	161.87	406.55
<b>Total Income</b>	<b>5,847.06</b>	<b>5,019.97</b>	<b>6,270.58</b>	<b>10,867.03</b>	<b>10,831.05</b>	<b>24,247.39</b>
<b>2. Expenses</b>						
a. Pay Channel Cost	2,450.87	2,269.81	2,089.38	4,720.68	3,908.58	8,359.18
b. EPC cost of material consumed and sub contracting cost	727.18	277.25	1,578.81	1,004.43	2,158.38	6,060.86
c. Other Operational Expense	378.35	318.47	232.85	696.82	446.72	938.80
d. Employee Benefits Expense	264.83	312.82	400.87	577.65	753.78	1,424.96
e. Finance Cost	57.00	80.29	90.58	137.29	215.09	446.24
f. Depreciation and Amortisation Expense	630.86	629.58	568.74	1,260.44	1,096.71	2,317.43
g. Other Expenses	636.06	556.62	700.08	1,192.68	1,139.42	2,441.87
<b>Total Expenses</b>	<b>5,145.15</b>	<b>4,444.84</b>	<b>5,661.31</b>	<b>9,589.99</b>	<b>9,718.68</b>	<b>21,989.34</b>
<b>3. Profit before Exceptional Items &amp; Tax Expenses(1-2)</b>	<b>701.91</b>	<b>575.13</b>	<b>609.27</b>	<b>1,277.04</b>	<b>1,112.37</b>	<b>2,258.05</b>
4. Exceptional Items (Refer Note 5)	-	-	-	-	-	679.64
5. Share of Profit/(Loss) of Associates / Joint Ventures - (after tax)	(4.34)	(0.31)	(3.58)	(4.65)	(2.00)	(3.18)
<b>6. Profit / (Loss) before Tax (3-4+5)</b>	<b>697.57</b>	<b>574.82</b>	<b>605.69</b>	<b>1,272.39</b>	<b>1,110.37</b>	<b>1,575.23</b>
<b>7. Tax expense</b>	<b>198.54</b>	<b>110.09</b>	<b>256.32</b>	<b>308.63</b>	<b>428.68</b>	<b>698.04</b>
a. Current Tax	137.01	188.87	154.96	325.88	341.91	555.72
b. Deferred Tax	54.64	(79.70)	98.45	(25.06)	83.86	78.13
c. Previous Year Tax Adjustments	6.89	0.92	2.91	7.81	2.91	64.19
<b>8. Net profit / (Loss) for the period after Tax (6-7)</b>	<b>499.03</b>	<b>464.73</b>	<b>349.37</b>	<b>963.76</b>	<b>681.69</b>	<b>877.19</b>
<b>9. Other Comprehensive Income</b>						
Items that will not be reclassified to profit or loss	2.39	-	(4.86)	2.39	(4.86)	(8.67)
Income - Tax relating to items not reclassified to profit or loss	(0.42)	-	1.71	(0.42)	1.71	2.02
<b>10. Total Other Comprehensive Income / (Loss) (after Tax)</b>	<b>1.97</b>	<b>-</b>	<b>(3.15)</b>	<b>1.97</b>	<b>(3.15)</b>	<b>(6.65)</b>
<b>11. Total Comprehensive Income / (Loss) (after Tax) (8+10)</b>	<b>501.00</b>	<b>464.73</b>	<b>346.22</b>	<b>965.73</b>	<b>678.54</b>	<b>870.54</b>
<b>12. Profit / (Loss) attributable to :</b>						
- Owners of the Company	451.14	408.65	288.72	859.79	583.18	777.45
- Non Controlling Interests	47.89	56.08	60.65	103.97	98.51	99.74
<b>13. Other Comprehensive Income / (Loss) attributable to:</b>						
- Owners of the Company	1.76	-	(3.63)	1.76	(3.63)	(7.14)
- Non Controlling Interests	0.21	-	0.48	0.21	0.48	0.49
<b>14. Total Comprehensive Income / (Loss) attributable to:</b>						
- Owners of the Company	452.90	408.65	285.09	861.55	579.55	770.31
- Non Controlling Interests	48.10	56.08	61.13	104.18	98.99	100.23
<b>15. Paid-Up Equity share capital (Face Value Rs.10/-)</b>	<b>1,124.63</b>	<b>1,124.63</b>	<b>1,124.63</b>	<b>1,124.63</b>	<b>1,124.63</b>	<b>1,124.63</b>
<b>16. Other Equity</b>	<b>-</b>	<b>-</b>	<b>-</b>	<b>-</b>	<b>-</b>	<b>6,158.36</b>
<b>17. Earning Per Share -</b>						
Basic and Diluted (in Rs.) (Not Annualised)	4.01	3.63	2.57	7.65	5.19	6.91





Notes to results

- The above results were reviewed by the Audit Committee and approved by the Board of Directors at their respective meetings held on October 10, 2020 and have been reviewed by the statutory auditors of the Company.
- Subsequent to the outbreak of COVID-19 Pandemic & consequential lock down across country, the group has continued to operate and provide services to its customers, without any significant disruptions or any impact on the revenue. Based on current indicators of future economic conditions, the Group expects to recover margins of on-going project, carrying amount of the assets & revenue recognised. The further impact of the Covid-19 pandemic, if any may be different from that estimated as at the date of approval of these financial results and the group will continue to closely monitor any material changes to future economic conditions.
- During the year ended March 31, 2019, on account of fire at the warehouse on January 11, 2019, the group had recognised insurance claim of Rs.214.11 million (GTPH Hathway Limited Rs.90.25 million, GTPH Broadband Private Limited Rs.123.86 million). During the quarter, GTPH Hathway Limited (the Parent company) has received the final report from insurance surveyor, in which the surveyor has assessed the loss of Rs.6.45 million. The Parent company is in the process of representing to Insurance Company against the conclusion of insurance surveyor's report. With respect to insurance claim of GTPH Broadband Private Limited, the management estimates that the claim amount is fully recoverable.
- With regard to the demand raised by The Department of Telecommunications, Ministry of Communications, Government of India ("DoT") on the Company consisting of Principal amount of Rs.2,286.50 million and interest, penalty and interest on penalty (as of January 15, 2020) of Rs.7,068.90 million towards license fee in respect of the the Company's Internet Services Provider's License (ISP). During the quarter, the Company has received notice from DoT for making payment of said demand. The Company, in line with the observations made by the Supreme Court in its final order dated June 18, 2020, has made representations to DoT against said notice, which DoT has taken on record. Basis its assessment of the legal position on the matter coupled with observations made by the Supreme Court in its order dated June 18, 2020 in the matter of Union of India v/s AUSPI & Ors. bearing C.A. Nos.6328 – 6399 & based on the opinion of legal experts, the Company is confident that it has good grounds on merit to defend itself in this matter. Accordingly, the Company is of the view that no provision is necessary in respect of the aforesaid matter in the financial results.
- The 'New Regulatory Framework' ('the New Framework') for Broadcasting & Cable services sector notified by Telecom Regulatory Authority of India ("TRAI") came into effect from February 01, 2019. The new framework resulted in change of pricing mechanism and arrangements amongst the Company, Local Cable Operators (LCOs) and Broadcaster. The previous year was the first full year of implementation of the New Framework across the industry. Implementation of new regime prima facie resulted in change in LCOs' earning profile adversely and restricted their cash flow cycle, consequently, lowering their ability to pay their dues to the Company. Pursuant to above change and assessment carried out by the management, During the previous year, the Group has recognised Rs.679.94 million towards impairment of trade receivables. Being primarily due to change in regulations and having one-time, non-routine material impact on financial results, the same is disclosed as "Exceptional Item" in Financial Results.
- Consolidated Segment Reporting :-

(Rs. In Million)

Segments	Quarter Ended			Half Year Ended		Year Ended
	September 30, 2020	June 30, 2020	September 30, 2019	September 30, 2020	September 30, 2019	March 31, 2020
	Unaudited	Unaudited	Unaudited	Unaudited	Unaudited	Audited
<b>Segment Revenue</b>						
Cable TV Business	4,302.29	4,125.31	4,105.08	8,427.60	7,564.22	15,655.01
Internet Service	671.22	526.53	397.95	1,197.75	790.86	1,676.03
EPC Project	782.86	302.78	1,693.91	1,085.64	2,314.10	6,509.80
Less: Inter Segment Revenue	-	-	-	-	-	-
<b>Total Segment Revenue (Revenue from Operation)</b>	<b>5,756.37</b>	<b>4,954.62</b>	<b>6,196.94</b>	<b>10,710.99</b>	<b>10,669.18</b>	<b>23,840.84</b>
<b>Segment Result</b>						
Cable TV Business	547.58	501.65	517.82	1,049.23	978.37	1,081.96
Internet Service	100.48	53.42	(23.76)	153.90	(25.55)	49.60
EPC Project	53.85	20.06	115.21	73.91	159.55	446.85
<b>Total Segment Result (PBT)</b>	<b>701.91</b>	<b>575.13</b>	<b>609.27</b>	<b>1,277.04</b>	<b>1,112.37</b>	<b>1,578.41</b>
<b>Segment Assets</b>						
Cable TV Business	15,636.21	15,308.88	17,177.59	15,636.21	17,177.59	15,009.48
Internet Service	4,683.25	4,108.65	3,374.09	4,683.25	3,374.09	3,770.25
EPC Project	2,417.14	2,551.17	3,044.74	2,417.14	3,044.74	3,059.71
<b>Total Segment Assets</b>	<b>22,736.60</b>	<b>21,968.70</b>	<b>23,596.42</b>	<b>22,736.60</b>	<b>23,596.42</b>	<b>21,839.44</b>
<b>Segment Liabilities</b>						
Cable TV Business	8,218.76	7,923.08	10,421.02	8,218.76	10,421.02	8,437.28
Internet Service	3,856.78	3,353.74	2,709.74	3,856.78	2,709.74	3,053.29
EPC Project	2,277.88	2,471.64	2,910.41	2,277.88	2,910.41	2,608.17
<b>Total Segment Liabilities</b>	<b>14,353.42</b>	<b>13,748.46</b>	<b>16,041.17</b>	<b>14,353.42</b>	<b>16,041.17</b>	<b>14,098.74</b>



7 The Company is appointed as Project Implementation Agency (PIA) for Package B of Bharat Net Phase - II Project in the state of Gujarat by Gujarat Fibre Grid Network Limited (GFGNL). Under the project, the Company will connect 3,767 Gram Panchayats by implementing end-to-end Optic Fibre Cable (OFC) and digital infrastructure with Centralized network operations center at Gandhinagar in Gujarat. The Company, along with its consortium partner, will implement this said project. The Company has commenced the commissioning and lying of OFC from February 2019. During the quarter and half year ended September 30, 2020 and for the respective comparative periods, the Company has recognised total income and total expenses as below:

(Rs. In Million)

Particulars	Quarter Ended			Half Year Ended		Year Ended
	September 30, 2020	June 30, 2020	September 30, 2019	September 30, 2020	September 30, 2019	March 31, 2020
	Unaudited	Unaudited	Unaudited	Unaudited	Unaudited	Audited
Revenue	782.86	302.78	1,694.25	1,085.64	2,326.19	6,322.00
Cost	727.18	277.25	1,579.05	1,004.43	2,166.64	6,075.15

8 Financial results of GTPL Hathway Limited ( Standalone ) :-

(Rs. In Million)

Particulars	Quarter Ended			Half Year Ended		Year Ended
	September 30, 2020	June 30, 2020	September 30, 2019	September 30, 2020	September 30, 2019	March 31, 2020
	Unaudited	Unaudited	Unaudited	Unaudited	Unaudited	Audited
Revenue from Operations	4,031.75	3,458.05	4,685.59	7,489.80	7,806.07	18,219.54
Profit before Tax	474.05	412.03	489.15	886.08	876.32	944.44
Net profit after Tax	346.81	305.48	252.27	652.29	504.07	484.15

9 Previous year's / periods' figures have been regrouped / rearranged wherever necessary to conform to the figures of the current period.

Place : Ahmedabad  
Date : October 10, 2020



For GTPL Hathway Limited

Anirudhsinh Jadeja  
Managing Director  
DIN No: 00461390

UNAUDITED CONSOLIDATED STATEMENT OF ASSETS & LIABILITIES

(Rs. in Million)

Particulars	As at	
	September 30, 2020	March 31, 2020
	Unaudited	Audited
<b>ASSETS</b>		
1. Non-Current Assets		
a. Property, Plant and Equipment	10,699.21	10,838.93
b. Capital Work-In-Progress	635.59	320.04
c. Goodwill	744.17	745.43
d. Other Intangible Assets	1,868.59	1,669.57
e. Financial Assets		
i) Investments	114.54	136.03
ii) Loans	255.94	246.40
iii) Other financial assets	107.43	106.53
f. Deferred Tax Assets (Net)	1,057.62	1,032.66
g. Other Non-Current Assets	375.64	314.67
<b>Total Non-Current Assets</b>	<b>15,858.73</b>	<b>15,410.26</b>
2. Current Assets		
a. Inventories	160.98	225.30
b. Financial Assets		
i) Investments	-	7.34
ii) Trade Receivables	3,202.28	2,786.04
iii) Cash and Cash Equivalents	441.07	769.49
iv) Bank Balances other than Cash and Cash Equivalents	468.36	109.98
v) Loans	146.84	125.25
vi) Other financial assets	585.74	803.06
c. Current Tax Assets (Net)	258.77	259.54
d. Other Current Assets	1,594.50	1,343.18
e. Assets Held For Sale	19.33	-
<b>Total Current Assets</b>	<b>6,877.87</b>	<b>6,429.18</b>
<b>Total Assets</b>	<b>22,736.60</b>	<b>21,839.44</b>
<b>EQUITY AND LIABILITIES</b>		
1. Equity		
a. Equity Share Capital	1,124.63	1,124.63
b. Other Equity	6,682.44	6,158.36
<b>Equity attributable to Owners of the Company</b>	<b>7,807.07</b>	<b>7,282.99</b>
Non- Controlling Interests	576.11	457.71
<b>Total Equity</b>	<b>8,383.18</b>	<b>7,740.70</b>
2. Non-Current Liabilities		
a. Financial Liabilities		
i) Borrowings	328.76	584.06
ii) Lease Liabilities	279.67	252.85
b. Provisions	89.97	105.39
c. Deferred Tax Liabilities (Net)	401.74	391.18
d. Other Non-Current Liabilities	350.79	539.12
<b>Total Non-Current Liabilities</b>	<b>1,450.93</b>	<b>1,872.60</b>
3. Current Liabilities		
a. Financial Liabilities		
i) Borrowings	894.83	931.21
ii) Trade Payable		
(i) Total outstanding dues of micro enterprises and small enterprises	283.98	295.89
(ii) Total outstanding dues of creditors other than micro enterprises and small enterprises	6,114.95	5,446.44
iii) Other Financial Liabilities	1,752.16	1,772.48
b. Other Current Liabilities	3,724.53	3,759.49
c. Provisions	5.57	3.36
d. Current Tax Liabilities (Net)	123.70	17.27
e. Liabilities directly associated with assets held for sale	2.77	-
<b>Total Current Liabilities</b>	<b>12,902.45</b>	<b>12,226.14</b>
<b>Total Equity and Liabilities</b>	<b>22,736.60</b>	<b>21,839.44</b>



UNAUDITED CONSOLIDATED STATEMENT OF CASH FLOWS

(Rs in Million)

PARTICULARS	For the Half Year ended	
	September 30, 2020	September 30, 2019
	Unaudited	Unaudited
<b>A Cash Flow From Operating Activities</b>		
Profit Before Tax	1,272.39	1,110.37
Adjustment for:		
Depreciation and Amortisation Expense	1,260.44	1,096.71
Interest Expenses	134.62	210.51
Foreign Exchange Loss (Net)	2.67	6.70
Allowance for credit losses on financial assets	117.40	336.94
Allowance for Doubtful Advance & Deposit	0.75	-
Provision for Impairment in Investments	0.29	3.75
Bad Debts and Advances write-off	1.08	5.42
Loss on Sale of Investment	0.47	-
Loss on Insurance Claim	83.80	-
Loss on sale of Property, Plant & Equipment	4.75	19.44
Balance Written Back	(6.26)	-
Other Adjustments	(2.95)	9.64
Loss From Partnership Firms (Net)	-	2.00
Interest Income	(21.79)	(23.67)
<b>Operating Profit Before Working Capital Adjustments</b>	<b>2,847.66</b>	<b>2,777.81</b>
Movements In Working Capital		
Decrease/(Increase) In Inventories	64.32	(926.80)
(Increase) In Trade Receivable	(535.27)	(838.99)
Decrease/(Increase) In Loans	(32.42)	34.59
Decrease/(Increase) In Other financial assets	223.83	(438.29)
(Increase) In Other Assets	(340.47)	(709.04)
Increase/(Decrease) In Other Financial Liabilities	(42.24)	245.81
Increase In Liabilities & Provisions	437.92	1,456.67
<b>Cash Generated From Operating Activities</b>	<b>2,623.33</b>	<b>1,601.76</b>
Taxes Paid (Income Tax )	(226.49)	(231.00)
<b>Net Cash Generated From Operating Activities</b>	<b>2,396.84</b>	<b>1,370.76</b>
<b>B Cash Flow From Investing Activities</b>		
Purchase of Property, Plant & Equipment	(1,470.36)	(1,039.93)
Purchase consideration paid for Acquisition of New Subsidiary	-	(112.00)
Investment In Joint Ventures / Associates	28.07	(0.68)
(Loss) From Partnership Firms (Net)	-	(2.00)
Investment in Term Deposits	(300.00)	-
Interest Received	13.98	20.48
<b>Net Cash Used In Investing Activities</b>	<b>(1,728.31)</b>	<b>(1,134.13)</b>
<b>C Cash Flow From Financing Activities</b>		
Non Controlling Interest	14.22	0.22
Net Proceeds from Borrowings	(440.29)	(536.23)
Fixed Deposits with Banks	(59.28)	(67.46)
Principal payment of Lease Liabilities	(29.48)	(11.96)
Interest Paid on Lease	(13.61)	(9.62)
Interest Paid	(127.90)	(202.56)
Dividend Paid (Including dividend distribution tax)	(337.39)	(135.58)
<b>Net Cash Used In Financing Activities</b>	<b>(993.73)</b>	<b>(963.19)</b>
<b>D Net Increase/(Decrease) In Cash &amp; Cash Equivalents ( A+B+C )</b>	<b>(325.20)</b>	<b>(726.56)</b>
Cash And Cash Equivalents At The Beginning of The Period	769.49	1,235.03
Cash and Cash Equivalents Acquired Under Business Combination	-	42.43
Cash And Cash Equivalents Reclassified to Asset Held for Sale	3.22	-
<b>Cash And Cash Equivalents At The End of The Period (Net of Asset Held for Sale)</b>	<b>441.07</b>	<b>550.90</b>
<b>Components Of Cash And Cash Equivalents</b>		
Cash And Cheques On Hand	49.57	76.01
With Scheduled Banks		
-In Current Accounts	390.96	323.85
-In Fixed Deposits with Banks	0.54	-
-In Liquid Financial Instrument	-	151.04
	<b>441.07</b>	<b>550.90</b>






**Limited Review Report on Unaudited Standalone Financial Results**

To,  
Board of Directors of  
GTPL Hathway Limited

- 1 We have reviewed the accompanying statement of unaudited standalone financial results of GTPL Hathway Limited ('the Company') for the quarter ended September 30, 2020 and year-to-date period from April 01, 2020 to September 30, 2020 ('the Statement'), attached herewith, being submitted by the Company pursuant to the requirement of Regulation 33 of the SEBI (Listing Obligations and Disclosure Requirements) Regulations, 2015, as amended.
- 2 This Statement, which is the responsibility of the Company's Management and approved by the Board of Directors, has been prepared in accordance with the recognition and measurement principles laid down in Indian Accounting Standard 34 'Interim Financial Reporting' ('Ind AS 34'), prescribed under Section 133 of the Companies Act, 2013, and other accounting principles generally accepted in India. Our responsibility is to express a conclusion on the Statement based on our review.
- 3 We conducted our review of the Statement in accordance with the Standard on Review Engagements ('SRE') 2410 "Review of Interim Financial Information Performed by the Independent Auditor of the Entity", issued by the Institute of Chartered Accountants of India. This standard requires that we plan and perform the review to obtain moderate assurance as to whether the Statement is free of material misstatement. A review of interim financial information consists of making inquiries, primarily of persons responsible for financial and accounting matters, and applying analytical and other review procedures. A review is substantially less in scope than an audit conducted in accordance with Standards on Auditing and consequently does not enable us to obtain assurance that we would become aware of all significant matters that might be identified in an audit. Accordingly, we do not express an audit opinion.
- 4 Based on our review conducted as above and procedures performed as stated in paragraph 3, nothing has come to our attention that causes us to believe that the accompanying Statement prepared in accordance with the recognition and measurement principles laid down in the aforesaid Indian Accounting Standard and other accounting principles generally accepted in India, has not disclosed the information required to be disclosed in terms of Regulation 33 of the SEBI (Listing Obligations and Disclosure Requirements) Regulations, 2015, as amended, including the manner in which it is to be disclosed, or that it contains any material misstatement.
- 5 We draw attention to note no.2 of the unaudited standalone financial results, which describes that, subsequent to the outbreak of COVID-19 Pandemic & consequential lock down across country, the Company has continued to operate and provide services to its customers, without any significant disruptions or any impact on the revenue. Based on current indicators of future economic conditions, the Company expects to recover the margins of on-going project, carrying amount of the assets & revenue recognised. The further impact of the COVID-19 pandemic, if any, may be different from that estimated as at the date of approval of these financial results and the Company will continue to closely monitor any material changes to future economic conditions. Our conclusion is not modified in respect of this matter



**Khimji Kunverji & Co LLP**  
Chartered Accountants

- 6 We draw attention to note no.4 to the unaudited standalone financial results wherein it is stated that, With regard to the demand raised by The Department of Telecommunications, Ministry of Communications, Government of India ("DoT") on the Company consisting of Principal amount of Rs.2,286.50 million and interest, penalty and interest on penalty (as of January 15, 2020) of Rs.7,068.90 million towards license fee in respect of the company's Internet Services Provider's License (ISP). During the quarter, the Company has received notice from DoT for making payment of said demand. The Company, in line with the observations made by the Supreme Court in its final order dated June 18, 2020, has made representations to DoT against said notice, which DoT has taken on record. Basis its assessment of the legal position on the matter coupled with observations made by the Supreme Court in its order dated June 18, 2020 in the matter of Union of India v/s AUSPI & Ors. bearing C.A. Nos.6328 – 6399 & based on the opinion of legal experts, the Company is confident that it has good grounds on merit to defend itself in this matter. Accordingly, the Company is of the view that no provision is necessary in respect of the aforesaid matter in the financial results. Our conclusion is not modified in respect of this matter.
- 7 We draw attention to note no.6 of the unaudited standalone financial results, wherein it is stated that, the Company has investment aggregating Rs.2,272.14 million in its Subsidiaries, Joint Ventures and Associates of the above:
- a. The Company is in the process of executing the scheme of merger/ demerger of 14 subsidiaries, in which, the Company is having investments aggregating Rs.693.70 million and trade receivables of Rs.829.31 million.
- b. Further, the Company has investment aggregating Rs.705.39 million in certain subsidiaries whose corresponding net-worth are lower than the Company's equity investment in those subsidiaries.

Based on the valuation done by an independent valuer as at March 31, 2020 and the assessment carried out by the Company having regard to the long-term investments and other strategic plans, impairment provision of Rs.65.81 million towards impairment in investment as at September 30, 2020, is considered adequate in view of the management and no further provision is considered necessary. Our conclusion is not modified in respect of this matter.

**For Khimji Kunverji & Co LLP**  
Chartered Accountants  
Firm's Registration No: 105146W/W100621

GAUTAM VELJI SHAH Digitally signed by  
GAUTAM VELJI SHAH  
Date: 2020.10.10  
15:25:57 +05'30'

**Gautam V Shah**  
Partner  
Membership No. – 117348  
ICAI UDIN: 20117348AAAADO6432



Mumbai  
October 10, 2020

**GTPL HATHWAY LIMITED**

Registered Office : 202, 2nd Floor, Sahajanand Shopping Centre,

Opp. Swaminarayan Temple, Shahibaug, Ahmedabad - 380 004.

Tel: 91-079-25626470 Fax: 91-079-61400007

CIN : L64204GJ2006PLC048908

Website: www.gtpl.net; E-mail: info@gtpl.net

**STATEMENT OF UNAUDITED STANDALONE FINANCIAL RESULTS FOR THE QUARTER AND HALF YEAR ENDED SEPTEMBER 30, 2020**

(Rs in Million)

Particulars	Quarter Ended			Half Year Ended		Year Ended
	September 30, 2020	June 30, 2020	September 30, 2019	September 30, 2020	September 30, 2019	March 31, 2020
	Unaudited	Unaudited	Unaudited	Unaudited	Unaudited	Audited
<b>1. Income</b>						
a. Revenue from Operations	4,031.75	3,458.05	4,685.59	7,489.80	7,806.07	18,219.54
b. Other Income	55.06	30.83	27.42	85.89	76.46	195.25
<b>Total Income</b>	<b>4,086.81</b>	<b>3,488.88</b>	<b>4,713.01</b>	<b>7,575.69</b>	<b>7,882.53</b>	<b>18,414.79</b>
<b>2. Expenses</b>						
a. Pay Channel Cost	1,842.68	1,726.08	1,600.59	3,568.76	2,940.01	6,342.04
b. EPC cost of material consumed and sub contracting cost	727.18	277.25	1,578.81	1,004.43	2,158.38	6,060.86
c. Other Operational Expense	96.88	106.69	87.91	203.57	175.50	384.93
d. Employee Benefits Expense	119.16	165.41	169.55	284.57	327.36	648.43
e. Finance Cost	42.10	60.39	71.13	102.49	161.42	334.58
f. Depreciation and Amortisation Expense	336.84	344.08	326.46	680.92	648.53	1,330.26
g. Other Expenses	447.92	396.95	389.41	844.87	595.01	1,578.68
<b>Total Expenses</b>	<b>3,612.76</b>	<b>3,076.85</b>	<b>4,223.86</b>	<b>6,689.61</b>	<b>7,006.21</b>	<b>16,679.78</b>
<b>3. Profit before Exceptional Items &amp; Tax Expenses (1-2)</b>	<b>474.05</b>	<b>412.03</b>	<b>489.15</b>	<b>886.08</b>	<b>876.32</b>	<b>1,735.01</b>
<b>4. Exceptional Items (Refer Note 5)</b>	-	-	-	-	-	790.57
<b>5. Profit / (Loss) before Tax (3-4)</b>	<b>474.05</b>	<b>412.03</b>	<b>489.15</b>	<b>886.08</b>	<b>876.32</b>	<b>944.44</b>
<b>6. Tax expense</b>	<b>127.24</b>	<b>106.55</b>	<b>236.88</b>	<b>233.79</b>	<b>372.25</b>	<b>460.29</b>
a. Current Tax	76.26	132.91	113.04	209.17	253.01	399.06
b. Deferred Tax	50.98	(26.36)	123.84	24.62	119.24	(1.37)
c. Previous Year Tax Adjustments	-	-	-	-	-	62.60
<b>7. Net Profit / (Loss) for the Period after Tax (5-6)</b>	<b>346.81</b>	<b>305.48</b>	<b>252.27</b>	<b>652.29</b>	<b>504.07</b>	<b>484.15</b>
<b>8. Other Comprehensive Income / (Loss)</b>						
Items that will not be reclassified to profit or loss	1.00	-	(8.14)	1.00	(8.14)	(9.42)
Income - Tax relating to items not reclassified to profit or loss	(0.25)	-	2.05	(0.25)	2.05	2.37
<b>9. Total Other Comprehensive Income / (Loss) (after Tax)</b>	<b>0.75</b>	<b>-</b>	<b>(6.09)</b>	<b>0.75</b>	<b>(6.09)</b>	<b>(7.05)</b>
<b>10. Total Comprehensive Income / (Loss) (after Tax) (7+9)</b>	<b>347.56</b>	<b>305.48</b>	<b>246.18</b>	<b>653.04</b>	<b>497.98</b>	<b>477.10</b>
<b>11. Paid-Up Equity share capital (Face Value Rs.10/-)</b>	<b>1,124.63</b>	<b>1,124.63</b>	<b>1,124.63</b>	<b>1,124.63</b>	<b>1,124.63</b>	<b>1,124.63</b>
<b>12. Other Equity</b>	-	-	-	-	-	5,853.61
<b>13. Earning Per Share</b>						
Basic and Diluted (in Rs.) (Not Annualised)	3.08	2.72	2.24	5.80	4.48	4.30





**Notes to results**

- 1 The above results were reviewed by the Audit Committee and approved by the Board of Directors at their respective meetings held on October 10, 2020 and have been reviewed by the statutory auditors of the Company.
- 2 Subsequent to the outbreak of COVID-19 Pandemic & consequential lock down across country, the Company has continued to operate and provide services to its customers, without any significant disruptions or any impact on the revenue. Based on current indicators of future economic conditions, the Company expects to recover margins of on-going project, carrying amount of the assets & revenue recognised. The further impact of the Covid-19 pandemic, if any may be different from that estimated as at the date of approval of these financial results and the Company will continue to closely monitor any material changes to future economic conditions
- 3 During the year ended March 31, 2019, on account of fire at the warehouse on January 11, 2019, the Company had recognised insurance claim of Rs. 90.25 million. During the quarter, the Company has received the final report from insurance surveyor, in which the surveyor has assessed the loss of Rs.6.45 million. The Company is in the process of representing to Insurance Company against the conclusion of insurance surveyor's report. However, in the current quarter, the Company has made provision of Rs.83.80 million against Insurance claim receivable.
- 4 With regard to the demand raised by The Department of Telecommunications, Ministry of Communications, Government of India ("DoT") on the Company consisting of Principal amount of Rs.2,286.50 million and interest, penalty and interest on penalty (as of January 15, 2020) of Rs.7,068.90 million towards license fee in respect of the company's Internet Services Provider's License (ISP). During the quarter, the Company has received notice from DoT for making payment of said demand. The Company, in line with the observations made by the Supreme Court in its final order dated June 18, 2020, has made representations to DoT against said notice, which DoT has taken on record. Basis its assessment of the legal position on the matter coupled with observations made by the Supreme Court in its order dated June 18, 2020 in the matter of Union of India v/s AUSPI & Ors bearing C.A. Nos 6328 – 6399 & based on the opinion of legal experts, the Company is confident that it has good grounds on merit to defend itself in this matter. Accordingly, the Company is of the view that no provision is necessary in respect of the aforesaid matter in the financial results.
- 5 The 'New Regulatory Framework' (the New Framework) for Broadcasting & Cable services sector notified by Telecom Regulatory Authority of India ("TRAI") came into effect from February 01, 2019. The new framework resulted in change of pricing mechanism and arrangements amongst the Company, Local Cable Operators ("LCOs") and Broadcaster. The previous year was the first full year of implementation of the New Framework across the industry. Implementation of new regime prima facie resulted in change in LCOs' earning profile adversely and restricted their cash flow cycle, consequently, lowering their ability to pay their dues to the Company. Pursuant to above change and assessment carried out by the management, During the previous year, the Company had recognised Rs.790.57 million towards impairment of trade receivables. Being primarily due to change in regulations and having one-time, non-routine material impact on financial results, the same is disclosed as "Exceptional Item" in Financial Results.
- 6 The Company has investment aggregating Rs.2,272.14 million in its subsidiaries, Joint Ventures and Associates. Of the above:
  - The Company is in the process of executing the scheme of merger / demerger of 14 subsidiaries, in which, the Company is having investments aggregating Rs.693.70 million and trade receivables of Rs.829.31 million.
  - Further, the Company has investment aggregating Rs.705.39 million in certain subsidiaries whose corresponding net-worth are lower than the Company's equity investment in said subsidiaries.

Based on the valuation done by an independent valuer as at March 31, 2020 and the assessment carried out by the Company having regard to the long-term investments and other strategic plans, impairment provision of Rs.65.81 million towards impairment in investment as at September 30, 2020, is considered adequate in view of the management and no further provision is considered necessary.

- 7 The Company is appointed as Project Implementation Agency (PIA) for Package B of Bharat Net Phase - II Project in the state of Gujarat by Gujarat Fibre Grid Network Limited (GFGNL). Under the project, the Company will connect 3,767 Gram Panchayats by implementing end-to-end Optic Fibre Cable (OFC) and digital infrastructure with Centralized network operations center at Gandhinagar in Gujarat. The Company, along with its consortium partner, will implement this said project. The Company has commenced the commissioning and lying of OFC from February 2019. During the quarter and half year ended September 30, 2020 and for the respective comparative periods, the Company has recognised total income and total expenses as below:

Particulars	(Rs in Million)					
	Quarter Ended			Half Year Ended		Year Ended
	September 30, 2020	June 30, 2020	September 30, 2019	September 30, 2020	September 30, 2019	March 31, 2020
	Unaudited	Unaudited	Unaudited	Unaudited	Unaudited	Audited
Revenue	782.86	302.78	1,694.25	1,085.64	2,326.19	6,522.00
Cost	727.18	277.25	1,579.05	1,004.43	2,166.64	6,075.15

- 8 As per Ind AS -108 - "Operating Segment" segment information has been provided under the Notes to Consolidated Financial Results.
- 9 Previous year's / periods' figures have been regrouped / rearranged wherever necessary to conform to the figures of the current period.

Place : Ahmedabad  
Date : October 10, 2020



For GTPL Hathway Limited

Anirudhsinh Jadeja  
Managing Director  
DIN: 00461390

## UNAUDITED STANDALONE STATEMENT OF ASSETS &amp; LIABILITIES

(Rs in Million)

Particulars	As at	
	September 30, 2020	March 31, 2020
	Unaudited	Audited
<b>ASSETS</b>		
<b>1. Non-Current Assets</b>		
a. Property, Plant and Equipment	4,677.43	4,705.27
b. Capital Work-in-Progress	33.29	41.97
c. Other Intangible Assets	764.16	738.03
d. Financial Assets		
i) Investments	2,141.88	2,149.73
ii) Loans	33.75	31.14
e. Deferred Tax Assets (Net)	510.08	534.95
f. Other Non-Current Assets	205.94	245.93
<b>Total Non-Current Assets</b>	<b>8,366.53</b>	<b>8,447.02</b>
<b>2. Current Assets</b>		
a. Inventories	160.98	225.30
b. Financial Assets		
i) Investments	-	7.34
ii) Trade Receivables	3,759.13	3,529.73
iii) Cash and Cash Equivalents	201.95	372.82
iv) Bank Balances other than Cash and Cash Equivalents	155.97	102.67
v) Loans	889.50	889.00
vi) Other financial assets	467.84	631.13
c. Current Tax Assets (Net)	172.37	168.99
d. Non-current assets classified as held for sale	3.87	-
e. Other Current Assets	1,291.30	1,082.16
<b>Total Current Assets</b>	<b>7,102.91</b>	<b>7,009.14</b>
<b>Total Assets</b>	<b>15,469.44</b>	<b>15,456.16</b>
<b>EQUITY AND LIABILITIES</b>		
<b>1. Equity</b>		
a. Equity Share Capital	1,124.63	1,124.63
b. Other Equity	6,169.28	5,853.61
<b>Total Equity</b>	<b>7,293.91</b>	<b>6,978.24</b>
<b>2. Non-Current Liabilities</b>		
a. Financial Liabilities		
i) Borrowings	147.11	284.76
ii) Lease Liabilities	141.25	140.17
b. Provisions	49.99	69.92
c. Other Non-Current Liabilities	150.77	228.43
<b>Total Non-Current Liabilities</b>	<b>489.12</b>	<b>723.28</b>
<b>3. Current Liabilities</b>		
a. Financial Liabilities		
i) Borrowings	808.74	850.56
ii) Trade Payable		
(i) Total outstanding dues of Micro enterprises and small enterprises	283.98	295.89
(ii) Total outstanding dues of creditors other than Micro enterprises and small enterprises	4,643.89	4,320.84
iii) Other Financial Liabilities	906.08	872.88
b. Other Current Liabilities	1,002.73	1,413.22
c. Provisions	0.86	1.25
d. Current Tax Liabilities (Net)	40.13	-
<b>Total Current Liabilities</b>	<b>7,686.41</b>	<b>7,754.64</b>
<b>Total Equity and Liabilities</b>	<b>15,469.44</b>	<b>15,456.16</b>



UNAUDITED STANDALONE STATEMENT OF CASH FLOWS

(Rs in Million)

Particulars		For the Half Year ended	
		September 30, 2020	September 30, 2019
		Unaudited	Unaudited
<b>A</b>	<b>Cash Flow From Operating Activities</b>		
	Profit Before Tax	886.08	876.32
	Adjustment for:		
	Depreciation and Amortisation Expense	680.92	648.53
	Interest Expenses	102.49	158.53
	Foreign Exchange Loss (Net)	1.41	3.12
	Allowance for credit losses on financial assets	87.08	139.73
	Allowance for Doubtful Advance & Deposit	0.75	-
	Loss on sale of Investment	0.47	-
	Loss on Insurance Claim	83.80	-
	Provision for Impairment in Investments	2.86	-
	Bad Debts Write-off	-	0.46
	Balance written back	(6.26)	-
	Loss on Sale of Property, Plant & Equipment	4.75	19.44
	Loss From Partnership Firms (Net)	3.27	6.54
	Interest on preference shares	(3.40)	-
	Interest Income	(55.17)	(51.60)
	Other adjustments	(2.95)	5.96
	<b>Operating Profit Before Working Capital Adjustments</b>	<b>1,786.10</b>	<b>1,807.03</b>
	<b>Movements In Working Capital</b>		
	Decrease / (Increase) In Inventories	64.32	(926.80)
	(Increase) In Trade Receivable	(316.48)	(1,338.45)
	Decrease / (Increase) In Loans	(3.33)	8.00
	Decrease / (Increase) In Financial Assets	126.34	(464.18)
	(Increase) In Non Financial Assets	(209.09)	(671.23)
	(Decrease) In Non Financial Liabilities	(103.35)	(654.18)
	Increase In Financial Liabilities	8.00	2,782.84
	<b>Cash Generated From Operating Activities</b>	<b>1,352.51</b>	<b>543.03</b>
	Taxes Paid (Income Tax)	(172.42)	(182.47)
	<b>Net Cash Generated From Operating Activities</b>	<b>1,180.09</b>	<b>360.56</b>
<b>B</b>	<b>Cash Flow From Investing Activities</b>		
	Purchase of Property, Plant & Equipment	(586.56)	(220.59)
	Investment In Subsidiaries/Joint Ventures / Networks	8.12	(111.83)
	Loan to Subsidiary	-	(198.50)
	Interest Received	3.76	51.31
	<b>Net Cash Used In Investing Activities</b>	<b>(574.68)</b>	<b>(479.61)</b>
<b>C</b>	<b>Cash Flow From Financing Activities</b>		
	Net Repayments of Borrowings	(270.12)	(507.17)
	Fixed Deposits with Banks	(53.30)	(40.45)
	Principal payment of Lease liabilities	(12.01)	(10.12)
	Interest Paid on Lease	(8.41)	(9.05)
	Interest Paid	(95.07)	(144.95)
	Dividend Paid (Including dividend distribution tax)	(337.39)	(135.58)
	<b>Net Cash Used In Financing Activities</b>	<b>(776.30)</b>	<b>(847.32)</b>
<b>D</b>	<b>Net ( Decrease )In Cash &amp; Cash Equivalents ( A+B+C )</b>	<b>(170.87)</b>	<b>(966.37)</b>
	<b>Cash And Cash Equivalents At The Beginning of The Period</b>	<b>372.82</b>	<b>1,058.30</b>
	<b>Cash And Cash Equivalents At The End of The Period</b>	<b>201.95</b>	<b>91.93</b>
	<b>Components Of Cash And Cash Equivalents</b>		
	Cash And Cheques On Hand	5.12	15.55
	With Scheduled Banks		
	-In Current Accounts	196.83	76.38
		<b>201.95</b>	<b>91.93</b>

